





























OFFICE/RECEPTION

Surfaces to be cleaned Type of surface	Type of product	Method of use	Concentration
 REGULAR CLEANING of high-gloss surfaces	 Clinex Blink	Manual cleaning	For daily care: 50 to 150 ml per 10 liters of water.
 REGULAR CLEANING all kinds of floors	 Clinex Floral	Manual cleaning	For daily care: 50 ml per 10 liters of water. For heavy dirt: 100 ml per 10 liters of water.
 REGULAR CLEANING laminate floors	 Clinex Panel	Manual cleaning	For daily care: 50 ml per 10 liters of water. For heavy dirt: 100 ml per 10 liters of water.
 THOROUGH CLEANING floors, PVC, ceramic, linoleum	 Clinex M4	Manual cleaning	For heavy dirt: 100 ml per 10 liters of water.
 REGULAR CLEANING Windows, elements made of glass, mirrors	 Clinex Glass	Shake before use. Spray small amount of liquid on the cleaned surface and then polish it with a dry cloth.	Ready-for-use product
 REFRESHING OF ROOMS	 Clinex Air	It is recommended to spray 1 to 5 times, depending on the expected result and the size of a room. Spray behind toilet bowls, urinals or in the corners of rooms.	Ready-for-use product
 REGULAR CLEANING shining effect wood, MDF furniture, wardrobes, desks, chairs	 Clinex Delos Shine	Shake before use. Apply the preparation directly on surface to be cleaned or spray it onto a soft, clean cloth and then wipe the surface.	Ready-for-use product
 FOR STAINLESS STEEL deep cleaning	 Clinex Steel	Shake before use.	Ready-for-use product
 FOR STAINLESS STEEL Regular cleaning and care	 Clinex Shine Steel	Shake before use. Apply the preparation directly on surface to be cleaned or spray it onto a soft, clean cloth and then wipe the surface.	Ready-for-use product
 REGULAR CLEANING LCD screens	 Clinex LCD	Shake before use. Apply the preparation directly on surface to be cleaned or spray it onto a soft, clean cloth and then wipe the surface.	Ready-for-use product
 FOR PLASTIC SURFACES Regular cleaning and care	 Clinex Lux	Shake before use. Apply the preparation directly on surface to be cleaned or spray it onto a soft, clean cloth and then wipe the surface.	Ready-for-use product
 THOROUGH CLEANING carpets, upholstered furniture, wall-to-wall carpeting	 Clinex Textile	Shake before use. Carpet or wall-to-wall carpeting should be thoroughly vacuumed. The colour fastness should be checked in a less visible place. To this end the diluted preparation should be applied to surface with white cloth. Apply the diluted solution to a surface to be cleaned. Clean (scrub) until the dirt dissolves. Avoid excessive soaking of surfaces to be cleaned. Collect dirty foam with a wet cleaning vacuum cleaner.	For cleaning use a solution of 20-50ml per 1 liter of water.
 REGULAR CLEANING Air conditioning, air outlets	 Clinex A/C	Shake before use. Spray the product over a surface to be cleaned, then spread it with a brush or a damp cloth. Rinse the preparation with water and wipe dry.	Ready-for-use product
 DISINFECTION Air conditioning, air outlets	 NPS Nice	Ready-for-use preparation. Shake before use. Switch the air conditioning off during cleaning. Set the heater to blow cold air. Remove the dust filter from the AC system. Set the fan operation mode to internal circulation. Start the blower at maximum speed. Spray the cleaning agent (circa 100ml) directly into the main inlet channel of the AC system. Stop the blower and wait for 15 minutes. After this time, you can turn the air conditioning on. The product should not be used in food and fodder production premises.	Ready-for-use product