

















## TOILETS

Surfaces to be cleaned Type of surface	Type of product	Method of use	Concentration
 <p>REGULAR CLEANING of high-gloss surfaces</p>	 <p><b>Clinex Blink</b></p>	Manual cleaning	For daily care: 50 to 150 ml per 10 liters of water.
 <p>REGULAR CLEANING Sanitary facilities (toilet bowls, urinals, bidets, washbasins)</p>	 <p><b>Clinex W3 Multi</b></p>	Shake before use. Apply the preparation on dirty surface, wait approx. 1 minute and then thoroughly rinse with water.	Ready-for-use. Cleaning of washable surfaces: 50-300ml per 10 liters of water.
 <p>REGULAR CLEANING Sanitary facilities (ceramic tiles, bathtubs, shower cubicles)</p>	 <p><b>Clinex W3 Active</b></p>	Shake before use. Apply the preparation on dirty surface, wait approx. 1 minute and then thoroughly rinse with water.	Ready-for-use product
 <p>THOROUGH CLEANING Sanitary facilities (ceramic tiles, bathtubs, shower cubicles)</p>	 <p><b>Clinex W3 Forte</b></p>	Shake before use. Apply the preparation on dirty surface, wait approx. 1 minute and then thoroughly rinse with water.	Ready-for-use product
 <p>REGULAR HAND WASHING</p>	 <p><b>Clinex Liquid soap</b></p>	Apply small amount of product on hands, lather and then thoroughly rinse with water.	Ready-for-use product
 <p>REFRESHING OF ROOMS</p>	 <p><b>Clinex Air</b></p>	It is recommended to spray 1 to 5 times, depending on the expected result and the size of a room. Spray behind toilet bowls, urinals or in the corners of rooms.	Ready-for-use product
 <p>SURFACE DISINFECTION countertops, devices, door handles</p>	 <p><b>NPS Table</b></p>	Before product application thoroughly wash surfaces to be disinfected in order to remove any dirt and dust. Shake before use. Spray approx. 15 ml of liquid onto a surface to be disinfected and leave for approx. 15 minutes. Use regularly. Recommended temperature of use: 20°C.	Ready-for-use product
 <p>CLEANING AND DISINFECTION OF WASHABLE SURFACES ceramic tiles, bathtubs, shower cubicles, floors</p>	 <p><b>Clinex Barren</b></p>	Prepare a solution of required concentration (see information next to). Apply to surfaces with a sponge, mop, spraying equipment or foam-forming lance. Clean to remove dirt. For germicidal disinfection leave the product on surface for at least 5 minutes. For fungicidal disinfection leave it for at least 15 minutes. Then rinse with potable water.	Germicidal disinfection: 1% solution, contact time: at least 5 minutes. Fungicidal disinfection: 0.5% solution, contact time: at least 15 minutes.